


designed and created  
for your needs

70-80m  
water   
nebulizer

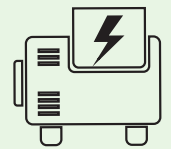
**ZERO**  
emissions 

**100%**  
Electric engine  
powered

 **WORK**  
in safety

 **water**  
saving

 **LOW**  
maintenance



**90kVA**  
Generator required

 **R.O.T.**  
SYSTEM

Designed to provide  
an exceptional level  
of performance  
for every work on site  
ensuring the right  
balance between power  
and ease of use

**TKS-80**  
SKID

**T-ZERO PRO**

Stainless  
steel crown  
with **36 nozzles**

fan diameter  
900mm



more sustainable  
and environmentally  
friendly future



**TRIME**<sup>®</sup>  
Dust Suppression

# TKS-80 SKID

**T-ZERO** PRO



## APPLICATIONS



Constructions



Demolitions



Mining operation



Recycling

## FEATURES

- ✓ Integrated control panel
- ✓ Smart start system
- ✓ Emergency stop button
- ✓ Separate cabinet
- ✓ **Water pump 4kW**
- ✓ **2 Self priming pump for external connection tank 0,05 kW (each)**
- ✓ Water pressure gauge
- ✓ Water safety pressure switch
- ✓ Manual water drain system
- ✓ Lifting eye
- ✓ Forklift pockets
- ✓ Stainless steel crown with 36 nozzles
- ✓ Galvanized SKID base with forklift pockets

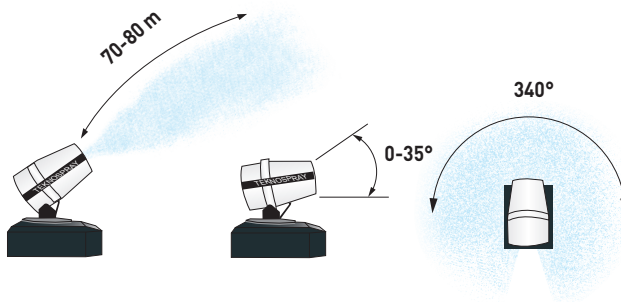
## OPTIONS

- ✓ 60Hz version / 380/480V
- ✓ Inlet plug 32A-110V 50Hz
- ✓ Road Tow trailer



**easy handling & transportability**

# 70-80m water nebulizer




## Technical data

Electric engine power (kW)	<b>45</b>
Inlet plug	<b>400V3P+N+T 50Hz 32A</b>
Fan diameter (mm)	<b>1050</b>
Water consumption (l/m)	<b>115 - 130</b>
Coverage (still wind conditions)(m)	<b>70-80</b>
Water connection	<b>UNI 45 or STORZ or CAMLOCK</b>
Max. water throw height (m)	<b>30</b>
Min. inlet Water pressure (bar)	<b>1.0</b>
Generator required (kVA)	<b>90</b>
Water inlet filter (Mesh)	<b>60</b>
Y Filter (µm)	<b>500</b>
Electric tilting system	<b>0 - 35°</b>
Automatic oscillation (working angle settable manually)	<b>0 - 340°</b> manual area setting
Dimensions (mm)	<b>2238x1493x2389</b>
Weight (kg)	<b>1460</b>



**Remote control, 50m range**  
programmable function "cycle" to start electric motor-water pump oscillation with only one button



**Automatic oscillation 0 - 340°**  
manual area setting



**Electric Tilting System**



## SAFETY

Reduce dust for healthy and safe environment

Safety automatic clutch compliant with HSE norm

Remote control with full operation

- start/stop
- tilt up/down
- turn left/right/auto



**TRIME®**

Sales Dept. +39 0382 406 252 - [www.trime.it](http://www.trime.it) - [info@trime.it](mailto:info@trime.it)

The company reserves the right to modify the technical specifications, items and design without notice. The images of the products are indicative for illustrative purposes only.