

designed and created
for your needs

Designed to provide
an exceptional level
of performance
for every work on site
ensuring the right
balance between power
and ease of use

TKS-40
MONSTER

T-ZERO^{PRO}

more sustainable
and environmentally
friendly future



central
lifting eye

fan diameter
900mm

Stainless
steel crown
with 24 nozzles

Integrated drive system
with wi-fi remote console

30-40m
water
nebulizer

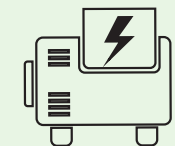
ZERO
emissions

100%
Electric engine
powered

WORK
in safety

water
saving

LOW
maintenance



9kVA
Generator required

R.O.T.
SYSTEM



TRIME[®]
Dust Suppression



TKS-40 MONSTER

T-ZERO^{PRO}

NO PUDDLES
clean and safe work

APPLICATIONS



Constructions



Demolitions



Mining operation



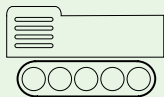
Recycling

FEATURES

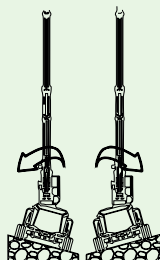
- ✓ SMART START SYSTEM
- ✓ Water pressure Gauge
- ✓ 1 Water pump 2.2 kW
- ✓ 2 Self priming pump for external connection tank 0,05 kW (each)
- ✓ Water Safety pressure switch
- ✓ Manual water drain system
- ✓ Integrated water tank
- ✓ Stainless steel crown with 24 nozzles
- ✓ Multi-directionally electric adjustable cannon
- ✓ 10 meters hydraulic and foldable mast
- ✓ Robust lifting eyes
- ✓ Cable protected inside the mast with automatic reel
- ✓ Circuit breaker for electrical protection
- ✓ High efficiency Kubota engine coupled with heavy duty Linz Electric alternator
- ✓ Wide crawler undercarriage to be secure and stable in any situation
- ✓ Constantly horizontal thanks to the dynamic levelling technology
- ✓ Integrated drive system with WI-FI remote console

OPTIONS

- ✓ 60Hz version / 380/480V
- ✓ Inlet plug 32A-110V 50Hz

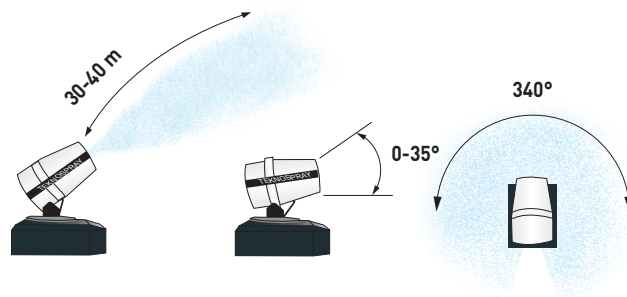


wide crawler undercarriage
to be secure and stable in any situation



Longitudinal/Lateral
Automatic levelling $\pm 15^\circ$

30-40m water nebulizer



Technical data


Electric engine power (kW)	5
Fan diameter (mm)	800
Water consumption (l/m)	37 - 43
Coverage without wind (m)	30 - 40
Max. water throw height (m)	20
Water connection	UNI 45 or STORZ or CAMLOCK
Water inlet filter (mesh)	60
Y Filter (μ m)	500
Electric Tilting system	0 - 35°
Automatic oscillation	0 - 340°
Tower height (m)	10
Engine (diesel)	Kubota D1105
Dimensions (mm)	4800x1830x2600
Weight (kg)	2525

Generator

Fuel tank (kVA)	150
Consumption (l/h)	2
Running time (h)	75
Power generator (kVA)	9
Voltage (VDC)	48
Max driving speed (km/h)	2,2
Gross weight (kg)	3500



Remote control, 50m range
programmable function "cicle" to start
electric motor-water pump oscillation
with only one button



Automatic
oscillation 0 - 340°
manual area setting



Electric
Tilting System



SAFETY

Reduce dust for healthy and safe environment

Safety automatic clutch compliant with HSE norm

Remote control with full operation

- start/stop
- tilt up/down
- turn left/right/auto



TRIME®

Sales Dept. +39 0382 406 252 - www.trime.it - info@trime.it